


Lead Generating Website Guide

For Professional Services Firms



The Lead Generating Website Guide for Professional Services Firms
Copyright © 2013

Published by Hinge
1851 Alexander Bell Drive, Suite 350
Reston, Virginia 20191

All rights reserved. Except as permitted under U.S. Copyright Act of 1976, no part of this publication may be reproduced, distributed, or transmitted in any form or by any means, or stored in a database or retrieval system, without the prior written permission of the publisher.

Design by Hinge.
Visit our website at www.hingemarketing.com



Table of Contents

4	Introduction
5	Chapter 1 Branding or Lead Generating Websites: Which is Right for Your Firm?
9	Chapter 2 Planning a Lead Generating Website for Your Firm
13	Chapter 3 The Role of Content Marketing in a Lead Generating Website
17	Chapter 4 A Closer Look at SEO
19	Chapter 5 The Importance of a Social Site
22	Chapter 6 Converting Visitors into Leads
25	Chapter 7 How to Generate Leads Online: A Case Study
30	Conclusion
31	About Hinge

Introduction

The professional services website is evolving ... and quickly. Gone are the days of the online brochure — a few pages describing your services and touting your firm's greatness. In today's market, your website is your most powerful marketing tool. Or least it should be.

Meet your new best friend, the Lead Generating Website. This next evolution in professional services marketing is not just a design and a launch date. Rather, it is an entire approach to generating new business. While competitors continue paying advertising dollars out their noses, maybe it's time for your firm to embrace the concept of inbound lead generation. Create a website so great that your clients come to you.

The purpose of this guide is to provide a high-level overview of the Lead Generating Website. After reading this guide you will understand the following:

- The difference between a typical website and Lead Generating Website
- Steps for planning your firm's Lead Generating Website
- How content marketing, SEO, and social media fit into the equation
- The importance of offers and calls to action

With this knowledge under your belt, you'll have what you need to start generating leads from your website today. We hope you find this guide useful. And, as usual, let us know what you think!



1

Branding or Lead Generating Websites: Which is Right for Your Firm?

Is your website pulling its weight at your firm? Is it helping you achieve your business goals or making it harder? Have you thought through what you want it to do for your firm?

Your website is arguably your most important marketing tool. It may also be one of the most misunderstood and neglected as well. Let's take a closer look at what your alternatives are and how to think through what might be best for your firm.

Two Types of Websites Defined

When it comes to professional services, there are basically two types of websites.


Branding Website

The first is what we call a branding website. The branding website is designed to convey your brand message and provide all the basic information about your firm:

- Who you are (about your firm)
- What you do (your services)
- Who you do it for (your clients)

Sometimes branding websites are referred to (somewhat disdainfully) as “brochure” sites.

Lead generation websites are meant to generate and nurture new business leads.



High Performance or Lead Generating Website

The other type is a high performance or lead generating website. As the name implies, lead generating websites are meant to generate and nurture new business leads. Their success or failure is judged by how well they accomplish that mandate. There are variations on this theme. For instance, a site may be more focused on recruiting or generating new business teaming partners.

Why Your Choice Matters

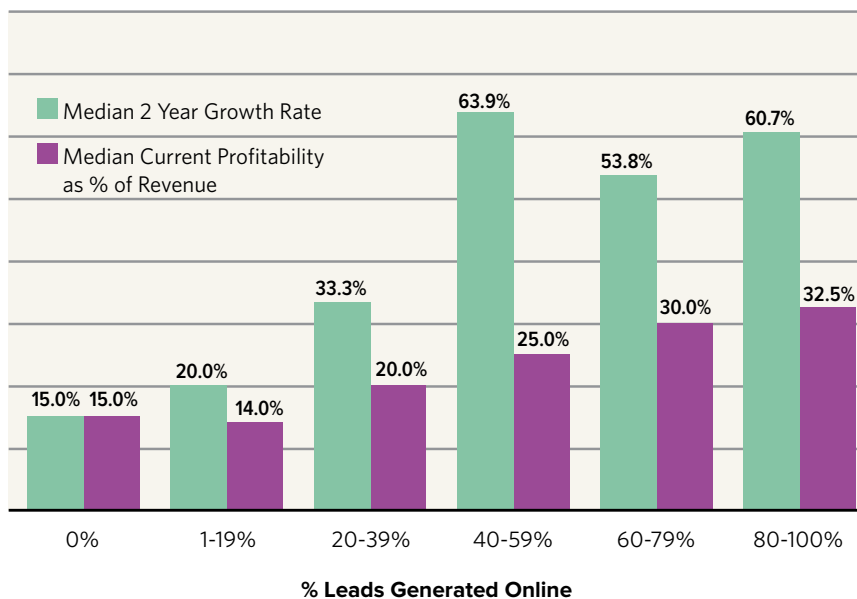
Let's start with two pretty basic reasons to choose one type of website over the other: growth and profitability. Our research on 500 professional services firms, documented in our book *Online Marketing for Professional Services Firms*¹, shows that firms that generate more leads online are both more profitable and grow up to 4X faster.

This relationship is illustrated in Figure 1. As the proportion of leads generated online increases to 40-60%, firm growth increases, then levels off. Profitability also increases. The higher the proportion of leads generated online, the greater a firm's profitability.

66%

of firms plan to increase online spending.

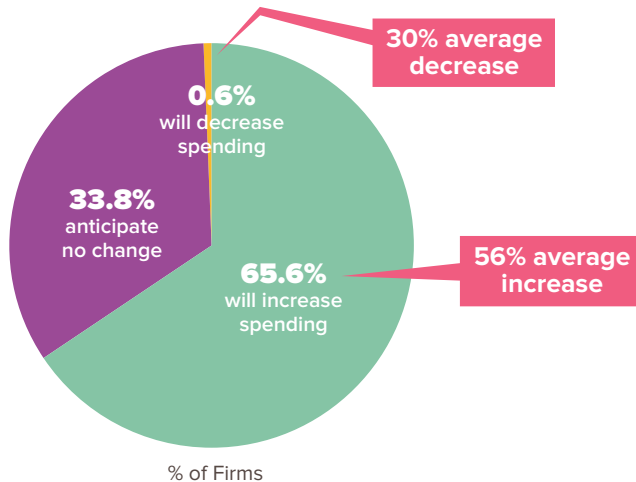
Fig. 1. Firm Growth, Profitability and Online Lead Generation



¹ http://www.hingemarketing.com/library/article/online_marketing_for_professional_services

And if that is not enough, there is a third reason to consider: competitive pressure. Currently, 77% of firms are already generating some leads online. Almost half of the firms we studied (46%) have redesigned their website within the past year. And, importantly, 66% of firms plan to increase online spending. The average increase is an impressive 56%. Clearly, the online marketing train is leaving the station.

Fig. 2. 12-Month Online Marketing Spending Plan



But lead generating websites are not right for all firms. Let's explore the reasons for each type.

Why Choose a Branding Website

Branding websites do not need to be boring. Nor do they necessarily need to lack interactivity or even some educational content. A well-conceived branding website can still play an important role in closing new business. Here are some of the circumstances that might be well suited to a branding site:

- A startup when it is still sorting out its target clients and service offerings
- A firm that does not need to generate or nurture leads online (they come from another source)
- A firm that does not have enough resources to fund or support a lead generating website

In the absence of these limitations, a lead generating site is usually a better choice.

A well-conceived branding website can still play an important role in closing new business.


Why Choose a Lead Generating Website

A site capable of consistently generating and nurturing new business leads typically requires extra functionality such as a blog, a library or resource section that contains free content, a content marketing strategy and a series of well-thought-out offers. A lead generating website is a good choice in these situations:

- You have a need to generate and nurture new business leads
- You have expertise to share with potential clients
- You want to increase the visibility and strength of your brand
- You need to find new employees or teaming partners
- You want to increase growth or profitability
- You are looking to expand into new markets or service offerings, especially if they are national or international in scope
- You have sufficient resources to adequately fund the site (a lead generating website typically costs 20–50% more because of the added requirements) until it yields the longer term growth and profitability benefits

If your firm is ready for a lead generating website, the next chapter is just what you need. In Chapter 2, dive into planning the website.

A site capable of consistently generating and nurturing new business leads typically requires extra functionality.



Want to do it yourself?

From step-by-step How-Tos to in-depth courses, Hinge University will give you the skills and know-how to elevate your brand.

Check out Hinge University: [HingeUniversity.com](https://www.HingeUniversity.com)

2

Planning a **Lead Generating Website** for Your Firm

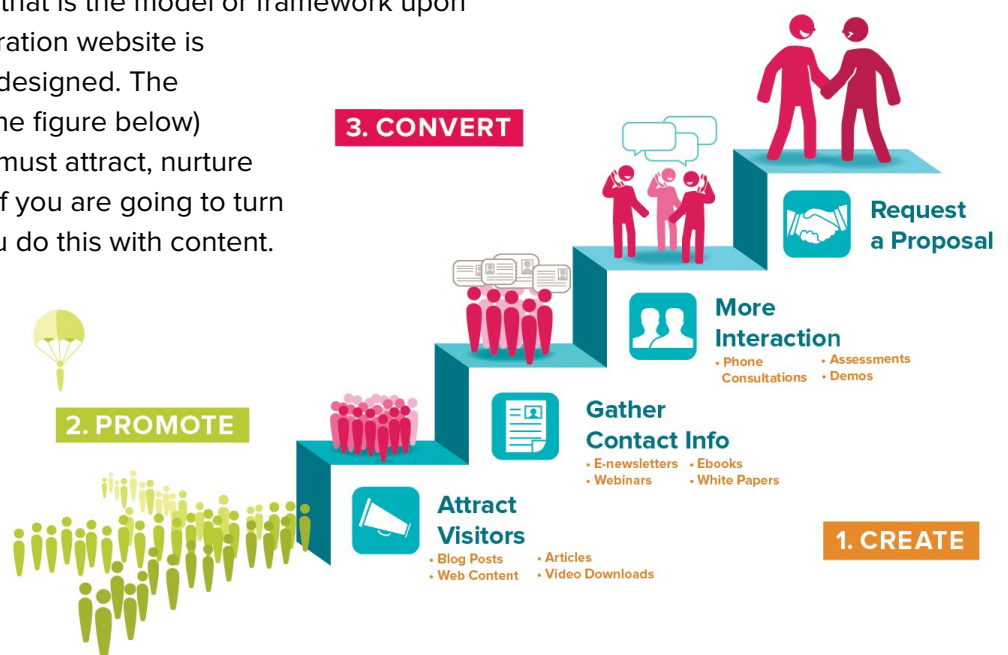
In the last chapter we identified the benefits of a lead generating website. But a professional services lead generating website also presents some unique challenges. It must build trust and credibility while describing complex and technical services offerings.

If you aren't careful, a lead generating website can come across as pushy, eroding your credibility. So you have to take care to build the brand at the same time as you are generating new leads.

Don't fret! The 10 steps below will help you do it right.

You must have a content strategy.

- 1. Start with a content marketing model.** While there are exceptions, most professional services firms have a content marketing approach that is the model or framework upon which the lead generation website is conceptualized and designed. The model we use (see the figure below) recognizes that you must attract, nurture and convert visitors if you are going to turn them into clients. You do this with content.



2. **You must have a content strategy.**¹ Your strategy will specify what type of content will be useful to your target clients at various stages of the buying process. In the early stages of engagement that content must be optimized for search engines (SEO) so potential clients can find it. As the nurturing cycle progresses, greater involvement and interaction is needed to build trust. A content strategy lays this out and identifies exactly what is needed at each stage.
3. **You also need an offer strategy.** How do you move prospects through the buying process? What types of offers are required at each stage? Where do they appear on the website to produce the most leads? What do the offers look like and how are they worded? These are the types of questions you will need to address in an offer strategy. The offer strategy is a roadmap to convert great content into actual leads.
4. **The content needs a home on your website.** Typically this is a section called Resources, Library or Insights. It is a place where a growing portfolio of content can be organized so it can be easily found and indexed by the search engines. Over time, it will become the most valuable section of your lead generating website.
5. **You will need a blog.** Why? Because this is the easiest and best way to add fresh, valuable content to your website. Each individual post becomes its own web page that is optimized for specific keywords using SEO techniques. These posts then attract new visitors and convert them to early-stage leads when they respond to offers within each post. What are those offers? Effective offers usually promote a juicy piece of content, such as a whitepaper, study, executive guide or webinar in the resources section of your website.

.....

The content needs
a **home** on your
website.

.....



.....

You'll need an
ongoing link
building process
to **increase** the
authority of your
website.

.....

¹ www.hingemarketing.com/library/article/B2B_content_marketing_guide_for_professional_services_firms#

6. SEO is a must. We talked about using SEO to attract visitors to your content. But before that can happen, the individual content pages of your website must be optimized. But you should not stop there. You'll also need an ongoing link building process to increase the authority of your website.

This is an ongoing cost, but it is a cost that pays great dividends in new business leads. SEO requires content. But content without SEO is of little value.

7. Email is an integral part of the process. Email is the way you reach out to your prospects and make additional offers that will convert them to higher levels of engagement. Think of it as your primary lead nurturing tool.

8. Don't forget social media. Wondering where social media fits into the plan? In fact, it plays two important roles. First, it is a great way to share and promote content. Second, it is a way to directly engage prospects. It extends the boundaries of lead generation and nurturing beyond your website. If your website is the hub of your online activity, social media tools are the spokes.

9. Your brand's design. Great design should reflect your firm's brand and help drive the desired user behavior. Don't settle for a poor image simply to get more clicks. By the same token, don't sacrifice performance for looks. You can do both. Great design really is a competitive advantage.

.....
Analytics and
automation make
it possible.
.....



10. Analytics and automation make it possible. It is impossible to have a lead generating website without good analytics. Without them you do not know what is happening and it will be very unlikely to be successful at lead generation. While automating the process (so called marketing automation) is not absolutely essential, it is very, very helpful. Make an effort to learn about these tools and plan to integrate them into your lead generating website. Analytics and automation will make your lead generation program more successful and consistent.

As you step back and reflect on it, one thing becomes clear. A lead generating website is much more than just a website. Next chapter explores the role of content marketing in planning your website, as well as tools you need to make it all work together.



Need some help with your website?

Hinge can create a custom website that sets your firm apart through our High Performance Website program.

Let's explore how we can help:
leadgensites@hingemarketing.com

703 391 8870 | hingemarketing.com



3

The Role of **Content Marketing** in the **Lead Generating Website**

A primary characteristic that sets a high performance website apart from a typical branded website is the type and quality of the content. Nearly all professional services websites include written content about the company — home page, about page, services pages, etc. But the lead generating website does not stop there. It attracts targeted visitors with an extensive library of educational content.

Consistently publishing value-packed articles and other useful content pieces positions the firm as a thought leader and also acts as a magnet for drawing in prospects. As the content is published to the site, it also enters the search engine and social media ecosystems, where it can be found by your targeted readers. Instead of going out into the market to network and advertising, your firm can sit back and wait for prospects to find you through your thought leadership.

Content Options for Your Firm

Educational content can come in many shapes and forms. Let's take a look at a few popular formats used by professional services firms today.

Blog Posts: (300–800 words) short, sweet and easily digestible blog posts are popular in the B2B world because they are quick reads. Firms will publish posts on a weekly (or more frequent) basis and use them as bait for new web visitors. Great as ammunition in social media groups and ideal for indexing in search engines, blog posts are a key part of most online libraries.



Guides/Kits: 10-to 30-page downloadable PDF documents that resemble short ebooks, guides or kits. These pieces take more time to produce and consume than blog posts. Usually these pieces are professionally designed and focus on a hot topic (such as lead generating websites!). The primary purpose of guides or kits is to secure leads when visitors fill out a web form.

Research Studies: A research study is meant to show your visitors that your firm knows what it's doing. By presenting market data, insights and findings in an easy-to-absorb format, you position your firm as a primary source of expertise and knowledge.

Research studies are also useful because they can be broken down into smaller content pieces such as blog posts and infographics.

Books/Ebooks: If you want to be perceived as an expert, write a book. Whether it's hard copy or electronic, conventionally published or self-published, a full-length book is an instant credibility builder. Books are often sold on Amazon (another revenue stream for you) but some firms will give away electronic versions in exchange for an email address. This is a proven lead generation technique.

Webinars: A seminar conducted over the internet, these hour-long presentations are perfect for both generating leads and nurturing existing prospects. Webinars have the visibility benefits of a live speaking event without the hassle of travelling and spending an entire day at an event. They also present a good opportunity for partnerships if you can find another firm that complements yours.

White Papers: These longer content pieces are usually technical in nature and focus on a specific topic area. Although a bit outdated in some industries, white papers are still very appealing to certain audiences, such as technology and government contracting buyers. Much like guides and kits, white papers can be used to generate leads when they truly are offered in exchange for basic contact information.

.....

Educational
content can come
in many shapes
and forms.

.....



e-Newsletters: Although newsletters have been around for decades, their function has evolved. Readers no longer care to read about the goings on at a firm. Instead, they want an e-newsletter to provide practical educational information on a monthly basis. If you don't have the time to write a long-format piece, you can simply link to your best blog posts, webinars, or other content pieces on your website.

Videos: There are many uses of online video, including case studies, company overviews, service descriptions or weekly blog posts. Today, many firms collect their videos in a dedicated videos section of their library.

.....
What you produce
depends on
who you are
marketing to.
.....

Which Content is Right for Your Firm?

Which content formats you choose to publish on your site will depend largely on two factors:

- 1. Resources:** Some content formats are easier to produce than others. If you are short on time and cash, focus on writing blog posts and sending out e-newsletters. When your capabilities pick up, consider exploring a guide, book, or webinar series.
- 2. Audience:** What you produce depends on who you are marketing to. How does your audience prefer to consume content? Are they old-fashioned and prefer a hard-copy book? Do they only have time to check a quick email once per month. You may not know the answers to these questions right off the bat, but after experimenting and talking to your prospects, you'll develop a combination of formats that work for your readers.



Two Must-Have Content Types


Whatever content formats you choose, make sure you have a combination of shorter-form and longer-form pieces:

- 1. Flow Content:** Short, flowing, frequently published content (such as blog posts) is essential for drawing in traffic on a regular basis.
- 2. Stock Content:** Longer downloadable content (such as guides) is key for inducing action and generating leads.

If you have these two basic fundamentals covered, your content marketing should provide a sustainable flow of both traffic and leads.

Without educational content, your website visitors won't trust you enough to become leads. But how do they find your content? We tackle that next.

Without educational content, your website visitors won't trust you enough to become leads.



Want to do it yourself?

From step-by-step How-Tos to in-depth courses, Hinge University will give you the skills and know-how to elevate your brand.

Check out Hinge University: HingeUniversity.com

4

A Closer Look at **SEO**

Our research shows that search engine optimization (SEO) is the most effective online marketing technique for getting more business. Think about it. More and more of your potential clients are using search engines to find professional services providers like you. So if you want to be found online, make SEO your new best friend.

A common misconception about SEO is that it's merely a process of "tagging" a website with the right keywords and quickly showing up in the top Google rankings. As it turns out, there is a lot more to it. To help you understand the SEO process, try thinking about it in two parts:

1. Onsite SEO — Increasing Relevance


Your first job when trying to be found in search engines is to create content that deserves to be ranked. Google rewards web pages that deliver the most relevant content for a given search phrase.

It's no surprise that Wikipedia pages fare so well in Google results. The pages are specific, informative and a reliable source of educational information. If you want to rank for a phrase, try creating a page that really delivers detailed, useful information on a niche topic. Google is usually smart enough to distinguish well-crafted content from junk.

But there is much more to optimizing a page for search. Be sure to include the keywords not only several times in the text of the page, but also in the page title and meta description. It is also helpful to tag images on the page with these keywords, allowing search engines to "read" the images. When you



Your first job when trying to be found in search engines is to create content that deserves to be ranked.



create a page that is helpful to readers *and* rich in the relevant keyword, you increase your chances of achieving a respectable ranking.

2. Offsite SEO — Increasing Authority

Once you publish a page that is optimized for a particular keyword phrase, it can take anywhere from a few days to a few weeks to be indexed in search engines. Your page may rank on the first page right away, but more likely you'll be stuck deep in the results (fourth, fifth or even tenth page). This depends on a variety of factors, including how competitive the keyword phrase is.

Now your job is to boost your rank. To outrank competing web pages and secure a top Google spot, you must improve the authority of your web page. Using complex proprietary algorithms, search engines determine how authoritative a website is, and that dictates how well a page will rank. In other words, Google rewards credible websites with better rankings.

Increasing your website's authority is a long-term process that takes months and never really ends. Authority is determined by how many other quality websites are linking to your website. As other websites link to yours, Google acknowledges each link as a vote of confidence. And if other sites link to a particular page on your site, that page will see a boost in rankings. Your task is to continue to develop inbound links to your website over time, gradually building authority.

As you will discover, the SEO process is not based on quick tricks and overnight results. True long-term success requires continual keyword research, link building and tracking of results.

.....
You must improve
the authority of
your web page.
.....



5 The Importance of a Social Site

Valuable content written? *Check.*

Content optimized for search engines? *Check.*

Now it's time to sit back and let the traffic roll in. Right? Not yet. Just because you have a worthy site doesn't mean people are going to find it right away. It's your job to connect your site to the rest of the world.

At this point, your website lives on a quiet country road. Relatively few people know your site exists. Living in the country is great if you're looking for peace and quiet, but that's not what a professional services firm wants. You are looking to turn that country road into a thriving super highway. It's time to open your website up to the rest of the world.



Using Social Media to Bring Your Website to Life

Social sites such as LinkedIn, Twitter, Facebook, YouTube and Pinterest have one important thing that you don't: people. Lots and lots of people. By finding ways to connect with affinity groups on these sites your firm can tap into new visibility. Each of these channels is another opportunity to promote your website and generate new visitors.

Which social networks are right for your firm depends on where your audience is hanging out online. If you are in professional services, there is a high probability that your target clients have a presence on LinkedIn. But Twitter, Facebook, and other highly trafficked sites can lead to new eyeballs as well. There are also niche social sites such as GovLoop in the government space or Houzz in the home construction industry. Find out where your prospects are communicating online and connect that network to your website.

When building out your high performance website, here are three ways to incorporate social media elements into your designs:

Find Us Elsewhere Online



1. **Social Media Icons:** Placing social media icons in the header and/or footer of your web pages allows visitors to find and connect to your social profiles whenever they want. Link these icons to your company social media pages. Often, visitors will click through the icons, connect with you on the social sites, and then receive your updates moving forward.
2. **Social Sharing Buttons:** On your blog posts, include buttons that allow readers to easily share your content in social networks. This will increase the chances of a visitor alerting his or her network to a valuable piece and introducing your content to new viewers. Often these buttons include counters that tell readers how many shares a content piece has received.

Which social networks are right for your firm depends on **where** your audience is hanging out online.

On your blog posts, include buttons that allow readers to **easily share** your content in social networks.

3. Social Calls to Action: Instead of relying on icons alone, take things a step further and encourage people to join your networks. Give them a reason to click through and connect. Here are a few examples:

- Like us on Facebook for exclusive content
- Follow us on Twitter for our tip of the day
- Join our special group on LinkedIn!



Like a real networking event, the point isn't to promote your company. It is to create relationships.

Once these social networks have been integrated into your lead generating website, visitors will be able to connect with you through a number of different channels. But for social media to truly benefit your firm and drive significant new web traffic, you must go out and engage people on these networks.

On a regular basis, interact in appropriate niche groups within each network: share your expertise and develop connections. Like a real networking event, the point isn't to promote your company. It is to create relationships, add value by sharing your knowledge and, when appropriate, link back to blog posts and other relevant content. As you do this, your once-quiet website will begin to come alive and be noticed.

A high-traffic website filled with great content is fantastic. But what separates you from the free encyclopedias of this world? You still need to make profit. In other words, your visitors need to become leads. And that's up next.

6

Converting **Visitors** into **Leads**

Stop thinking of your website as an online brochure that presents basic information about your firm. Instead, start thinking of it as a marketing tool with clearly defined, measurable goals — also known as website offers.


Once you've determined who you are marketing to, you have to decide what you want your web visitors to accomplish. After all, a web visitor doesn't really matter if they don't take an action.

What Are Offers and How Can I Track Them?

In most web analytics programs you have the ability to track a specific action taken by a web visitor. For example, a common action to track is web contact form submissions. We consider this action an offer because it moves a prospect closer to a sale.

When you set up important actions as offers in your analytics program, you can begin collecting data that will help you understand whether or not your website is generating and nurturing leads.

A web visitor doesn't really matter if they don't take an **action.**



With analytics in place, you can see how many visitors have converted on an offer and you can determine where those visitors came from. This information allows you to answer questions such as:

- Is Twitter sending me quality traffic?
- Which keywords are leading to new leads?
- Which web forms are performing well and what pathways are visitors taking to get there?

Different Levels of Offers

A typical professional services website has both hard and soft offers:

Hard Offers: An example of a hard offer is a visitor requesting a proposal or contacting the firm to do business. Visitors late in the buying process — people who are ready to take the next step — often respond to this type of offer.

Here is an example from our own website of an offer that would lead a visitor to complete a hard offer. The visitor clicks the call to action, fills out a web form, and converts.



Just because
some visitors
aren't ready to do
business today
doesn't mean
you shouldn't
encourage them
to take an action.



Need some help with your website?

Hinge can create a custom website that sets your firm apart through our High Performance Website program.

Let's explore how we can help:
leadgensites@hingemarketing.com

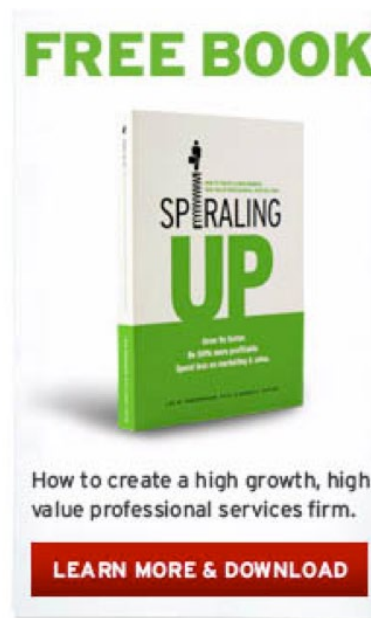
703 391 8870 | hingemarketing.com

Soft Offers: Many visitors are early in the buying process. These visitors may be browsing for information or scouting out vendors for a future engagement. To engage these folks, it's important to provide softer offers.

Just because some visitors aren't ready to do business today doesn't mean you shouldn't encourage them to take an action. Examples of soft offer conversions include ebook downloads, newsletter subscriptions and blog subscriptions.

Here is an example of a soft offer. The visitor clicks on the offer, fills out a form and converts.

Once you've collected visitors' contact information, we suggest you follow up with educational emails, which — assuming the content is both high quality and relevant — further build your firm's credibility. When the prospect is ready to do business, you are likely to be one of the first firms on their mind.



Which Offers Are Right for My Firm?

Choosing the right goals and offers isn't always easy. Often, the wording or presentation can make or break an offer. That's why it's important to track conversions and constantly experiment.

As a starting point, spend time with your team talking about the overall purpose of your site. What do you want each of your audiences to do while they are visiting, and how can you measure success?

Like Rome, you can't build competitive advantage in a day. Our next chapter is an example of a real-life professional services firm that built a high performance website and reaped the rewards.

How to **Generate Leads Online:** A Case Study

Digital Accomplice, a San Francisco video production company, has taken all the right steps to generate leads online. Let's take a peek into how this firm has found sustainable growth.

Speed 1: Build a Website with Lead Generation in Mind

From day one, the folks at Digital Accomplice have had one goal in mind: generating leads online. But first they needed a flexible website built with several key elements in place:

Easy Editing: Building the site on WordPress allowed the marketing team to make updates and add content without venturing into the code.

Keeping it Fresh with a Blog: Launching the site with a blog allowed the team to start pumping out fresh content on a regular basis.

SEO Ready: While SEO wasn't the top priority at first, we knew it would be a huge factor later in the process. The site was developed using best practices and the necessary flexibility for optimizing SEO elements.

The site was developed using best practices and the necessary flexibility for changing SEO elements.



Areas for Offers: Call to action offers are a key to generating leads online. Notice in the image at right how Digital Accomplice used the right-hand sidebar of sub pages as an offer area. At first we used these offers to lead visitors to related internal pages. Later, however, we updated them to promote guides and other valuable content.

Results after Speed 1: Leads were slow coming at first. The result of the first phase was a professional looking website with effective messaging and a prominent contact offer.

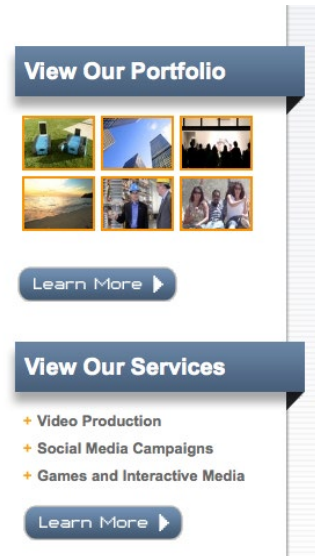
Speed 2: Begin to Create and Share Content

Shortly after the site launched, the firm began writing and publishing educational blog posts on a weekly basis. Almost immediately, the blog began driving traffic to the site. Keys to this success included:

Useful Content: Posts focused on prospects' issues and challenges. For instance, one post addressed how to plan for a video project.

Keyword-Rich Posts: Nearly all of the posts focused on important phrases. For instance, a post focused on the keyword "best corporate videos."

Social Media Promotion: Whenever a post was published, the team would share it in LinkedIn groups in an attempt to drive new visitors to the site.



Leads were slow coming at first.



Results after Speed 2: Content creation made a big difference. Dramatic change was evident in the site's analytics:

- 7,355 page views to the blog within first 6 months.
- 2,473 visits from LinkedIn in the first 6 months.
- Top Google rankings for several keywords including “video production rates” and “how to market a mobile app.”

Speed 3: Focus on Keywords and Building Authority in Search Engines

After the first 3 months, we began focusing heavily on SEO. The Digital Accomplice and Hinge teams collaborated to pinpoint the most effective keywords to target. Then we optimized! This process included:

Optimizing Meta Information: We included keywords in page titles and meta descriptions throughout the site.

Keyword Density in Text: We included important keywords in headers, body text and links. On the Digital Accomplice home page, we included a keyword-rich text area near the footer.

Link Building: We dedicated significant resources to securing inbound links from external websites. This boosted SEO authority.

Tracking: We carefully tracked rankings, traffic and conversions over time.

We started SEO early on and have not let up since. Results began to appear after 3 months of SEO focus.

400%
increase in
contact form fills
after 6 months.

Results after Speed 3:

- 382% increase in overall traffic after 6 months. That had grown to a 1,211% increase in traffic after 15 months.
- 1,677% increase in number of keywords delivering traffic after 6 months. 2,731% increase in keywords delivering traffic to date (15 months).
- 400% increase in contact form fills after 6 months. 1,100% increase in contact form fills after 15 months.
- Top rankings for additional valuable keywords, including ‘San Francisco Video Production’.

.....

Visitors can now
download this
guide by entering
their contact
information.

.....

Speed 4: Zero in on Conversion Optimization

It wasn't until about a year after launch that we started talking about adding new conversion actions to the site. At this point, we had healthy traffic — but we had to find a way to capture more leads.

After some debate, we concluded that the most effective conversion action would be a downloadable educational guide. To save time and costs, we repurposed selected blog posts and packaged in a pleasing design. We were ready to release the Video Marketing Guide. Visitors can now download this guide by entering their name and email address.



Your Name (required)

Your Email (required)

Submit >

We then added sidebar offers throughout the site. Leads began streaming in.

Results after Speed 4:

- 117 downloads within the first month (that's a whole lot of new email addresses to market to!)

Speed 5: Full Gear - Scale Up and Tweak

The Digital Accomplice team is currently focused on ramping things up. Now that a system is in place they are replicating these efforts and plan to double or triple the number of leads. Here are a few ways Digital Accomplice is continuing the push to generate leads online:

New Keywords: There is an endless pool of keywords out there. Why stop now?

More Blog Posts: The more blog posts this company publishes, the more ammunition they have in social media. And the more pages that are being indexed in search engines.

More Guides: Each guide that the company creates will become an opportunity for a visitor to convert into a lead.

Webinars: The firm has begun giving joint webinars with other marketing companies to nurture early-stage leads.

Results after Speed 5: Generating leads online doesn't happen overnight. Over a year after launch, Digital Accomplice is seeing true consistency. Now, with efforts to scale up, the firm expects more traffic, more leads and more brand visibility.

The firm expects
more traffic, more
leads and more
brand visibility.



Conclusion

Online marketing is revolutionizing the way professional services firms grow and prosper. As a result, a firm's website is no longer an informational brochure. It is an evolving mechanism, essential to generate leads online.

A lead generating website also entices prospects to find you, come to you and prequalify themselves. Sounds too good to be true, doesn't it? Trust us, we have seen it work across many professional services industries.

It will work for you, too. Follow the steps in this guide and create a website that is the envy of your competition:

- Attract and nurtures business leads
- Share your expertise with potential clients
- Increase the visibility and strength of your brand
- Attract the best talent for your firm

On page 32, we list source publications that may help you on your quest. These additional resources are meant to support this guide and dive deeper into each component of a lead generating website.

About Hinge



Hinge specializes in branding and marketing for professional services firms. We are a leader in helping firms grow faster and maximize value.

Our comprehensive offers include research and strategy, brand development, award-winning creative, lead generating websites and marketing outsourcing.

Hinge conducts groundbreaking research on professional service companies. We have identified a group of firms that grow 9X faster and are 50% more profitable yet spend less than average to get new business. We can show you how they do it.

To view our full library of research reports, white papers, webinars and articles, please visit www.hingemarketing.com/library.

www.hingemarketing.com

703.391.8870
1851 Alexander Bell Drive, Suite 350
Reston, VA 22191

Help us make this guide even better.
We want to hear from you. If you have any suggestions to improve this resource, please drop us a line: info@hingemarketing.com.

Thank you!

The Hinge Team

How Hinge Can Help


High Performance Website Program

The High Performance Website Program makes your website into a lead-generating machine — bundling a beautiful new site with a suite of powerful online tools. Designed from the ground up to attract the right visitors from search engines, a high performance site uses educational content, smart offers, and custom features to engage and convert qualified leads.

For more information, call **703 391 8870** or email us at **info@hingemarketing.com**.

Take the Next Step


Choose the option that's right for you.



Want to do it yourself?

From step-by-step How-Tos to in-depth courses, Hinge University will give you the skills and know-how to elevate your brand.

Check out Hinge University:
HingeUniversity.com



Need some help with your website?

Hinge can create a custom website that sets your firm apart through our High Performance Website program.

Let's explore how we can help:
leadgensites@hingemarketing.com